

2022

The best we can be



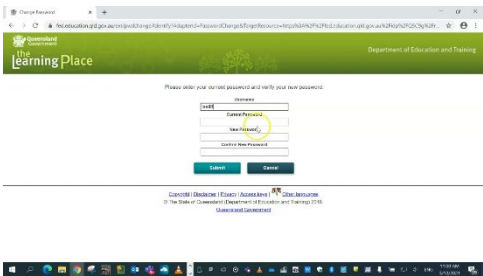
IT & eLearning
UPDATES

Passwords

Direct Link: <https://fed.education.qld.gov.au/passwordchange/>

Students will need to know their password ready to start the school year and access emails and other online learning platforms.

How to: **If your password has expired and you remember your expired password then follow the steps below:** <https://www.youtube.com/watch?v=PIF21IWrkzk>



[Change your password](#)

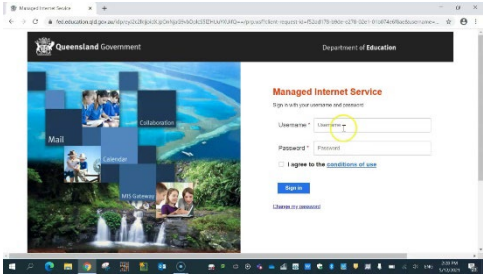
Cairns State High School offers an easy to follow step by step guide in how to change your password.
www.youtube.com

If you do not remember your password and you are a Year 11 or 12 student please call IT Support on 40503077 OR parents can email Computertech@cairnsshs.eq.edu.au with subject: Student Password Reset. Students in all other years can reset their password upon returning to school.

Accessing your school email account

Direct Link: <http://owa.eq.edu.au>

How to: <https://www.youtube.com/watch?v=XvAO2uPvZA4>



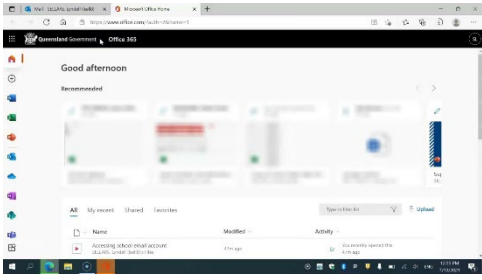
[Accessing school email account](#)

Cairns State High School offers an easy to follow step by step guide in how to access the school email account.
www.youtube.com

Installing Microsoft Office (for new student laptops)

Direct Link: <https://www.office.com/?auth=2&home=1> (you may be prompted to log in)

<https://www.youtube.com/watch?v=WGOUmL4kb8s>



[Install Microsoft Office](#)

Cairns State High School offers an easy to follow step by step guide in how to install Microsoft Office
www.youtube.com

ReadCloud Digital Textbooks

Direct Link: <https://readcloud.com/downloads/> (Please download the latest version of the app, even if you have ReadCloud installed from last year)

All textbooks have been allocated to students in Years 8 to 12.

1. Login to ReadCloud

The image shows the ReadCloud login interface. At the top is the ReadCloud logo, which consists of a white cloud with an open book inside. Below the logo is the text 'readcloud' in white. Underneath is a white input field labeled 'Email Address'. At the bottom of the form is a blue button with the text 'Next'.

School MIS email address e.g. lsell8@eq.edu.au

2. Login with Office 365

The image shows the ReadCloud login interface with the Office 365 login option selected. The ReadCloud logo is at the top. Below it, the email address 'lsell8@eq.edu.au' is entered in a white input field. To the right of the email field is a red 'X' icon. Below the email field is a green button with the text 'Login with MISID'. Below this is a separator line with the text 'OR' in the center. Underneath is another white input field labeled 'ReadCloud Password' with an eye icon to its right. At the bottom of the form is a blue button with the text 'Login'. Below the 'Login' button is the text 'Forgot password?'.

MIS username NOT email address e.g. lsell8 and your school network password. This is the best option as you do not need to remember an extra password.

If you cannot access using your school username and school password then the generic ReadCloud password for students is **Cshs2005**

3. Accessing online digital textbook content such as Oxford Digital, NelsonNet, LearnOn should automatically "sync" once you have logged into ReadCloud. **If you are prompted to login your username is your school email address and password is Cshs2005**